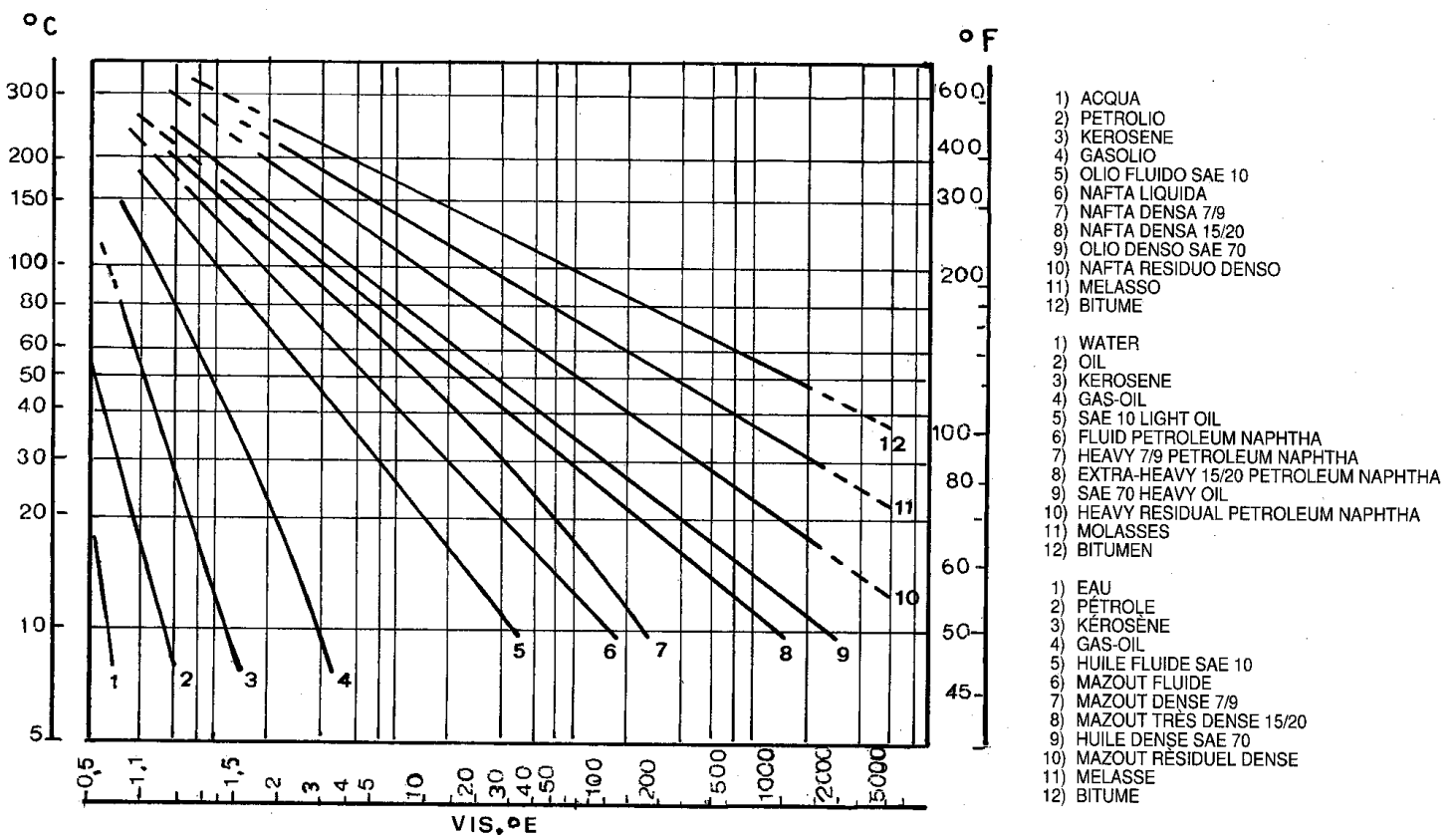


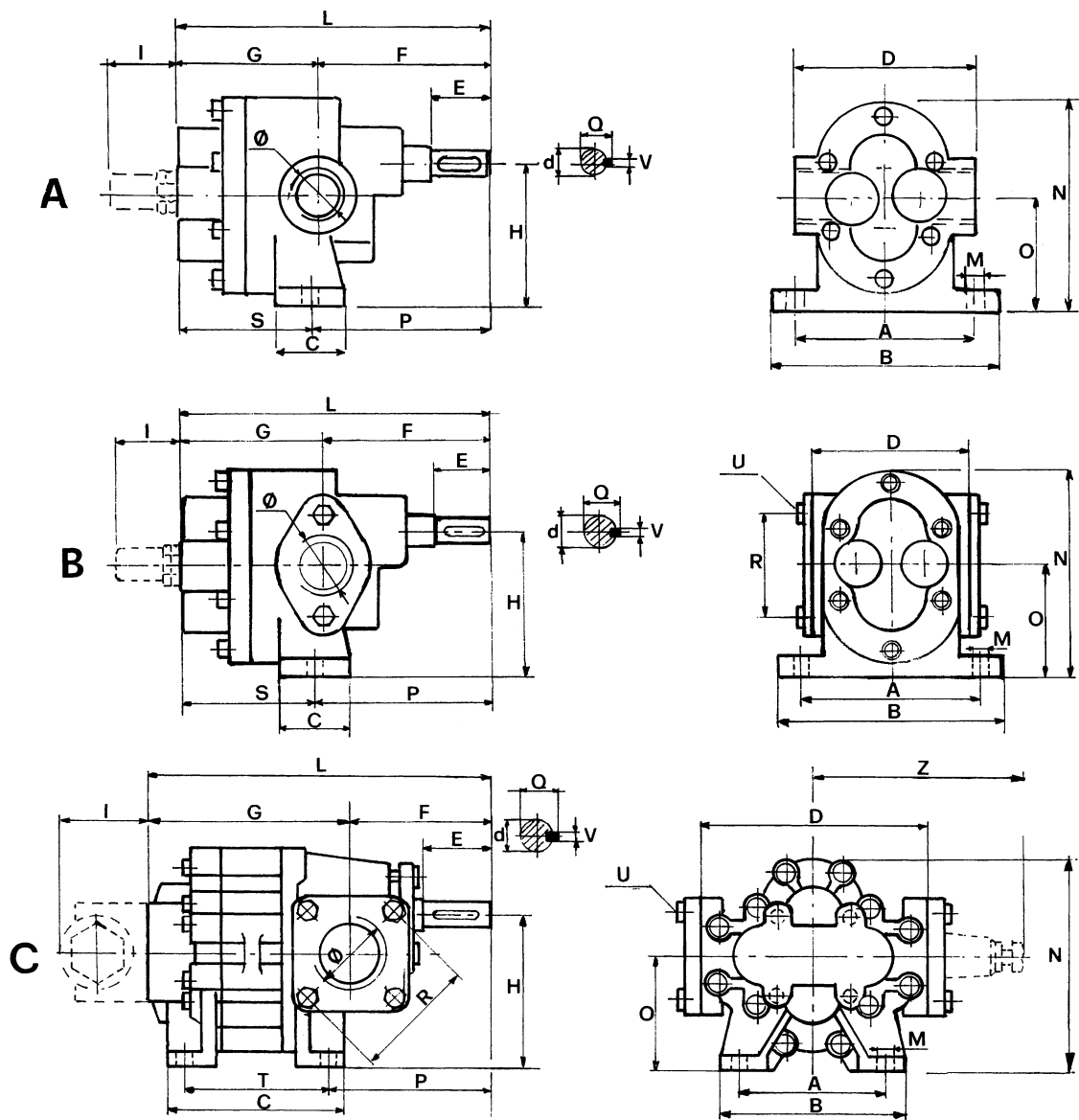
DATI DI FUNZIONAMENTO A 1400 GIRI/1' VISCOSITÀ OLIO 6° E
PERFORMANCE DATA TO 1400 rpm VISCOSITY OIL 6° E
CARACTERISTIQUES DE FONCTIONNEMENT A 1400 1/MIN HUILE 6° E

TIPO TYPE TYPE	PORTATA DELIVERY DEBIT	HP INSTALLATI HP INSTALLED HP INSTALLED		BOCCHIE NOZZLE ORIFICES	PRESTAZIONI - PERFORMANCES - PERFORMANCES									
		lt/h	50 mt		100 mt	GAS	25 mt		50 mt		75 mt		100 mt	
							Lt/1'	HP	Lt/1'	HP	Lt/1'	HP	Lt/1'	HP
B 3	180	0.25	0.25	1/2"	4.1	0.10	3.8	0.12	3.6	0.16	3.2	0.20		
B 5	300	0.25	0.35	1/2"	6	0.20	5.8	0.21	5.6	0.26	5.2	0.30		
B 10	600	0.35	0.5	3/4"	12	0.25	11.8	0.3	11.6	0.36	11	0.45		
B 15	900	0.5	0.75	3/4"	17.5	0.32	17	0.45	16.8	0.52	16	0.58		
B 25	1.500	0.75	1	3/4"	25	0.45	24.8	0.6	24	0.75	22	0.80		
B 40	2.400	1	1.5	1"	43	0.6	42.6	0.9	41.1	1.1	40	1.2		
B 50	3.000	1.5	2	1"1/2	54	0.8	52	1.2	51	1.5	50	1.82		
B 70	4.000	2.5	3	1"1/2	74	1.1	72	1.5	71	2	70	2.5		
B 100	6.000	3	4	2"	120	1.6	115	2	110	2.7	105	3.8		
B 150	9.000	4	5.5	2"	170	2.4	164	3.3	160	4	156	5.2		
B 200	12.000	5.5	7.5	2"1/2	215	2.6	212	3.8	208	5.5	205	7.4		
B 250	15.000	5.5	10	2"1/2	260	2.8	258	4.6	255	7.2	250	9.2		
B 300	18.000	7.5	10	2"1/2	320	3	314	5	306	7.5	302	10		
B 350	21.000	7.5	15	2"1/2	370	3.3	365	6	358	8.8	350	12.2		
B 400	24.000	10	15	2"1/2	420	3.7	415	6.8	410	10.2	405	13		
B 450	27.000	10	15	3"	475	3.9	468	8.2	460	11	455	13.6		
B 500	30.000	15	18	3"	525	4.5	515	8.5	510	12.8	505	15.8		
B 550	33.000	15	20	3"	565	5	560	9.4	550	14	545	18		
B 600	36.000	15	20	3"	630	5.5	620	10	610	15.2	600	20		

PRESTAZIONI CON OLIO 6° E
PERFORMANCES WITH OIL 6° E
PERFORMANCES AVEC HUILE 6° E

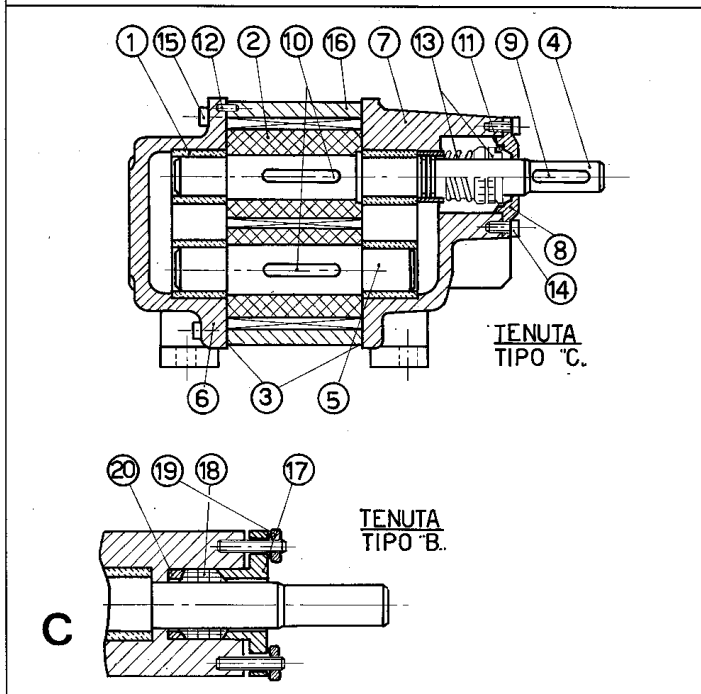
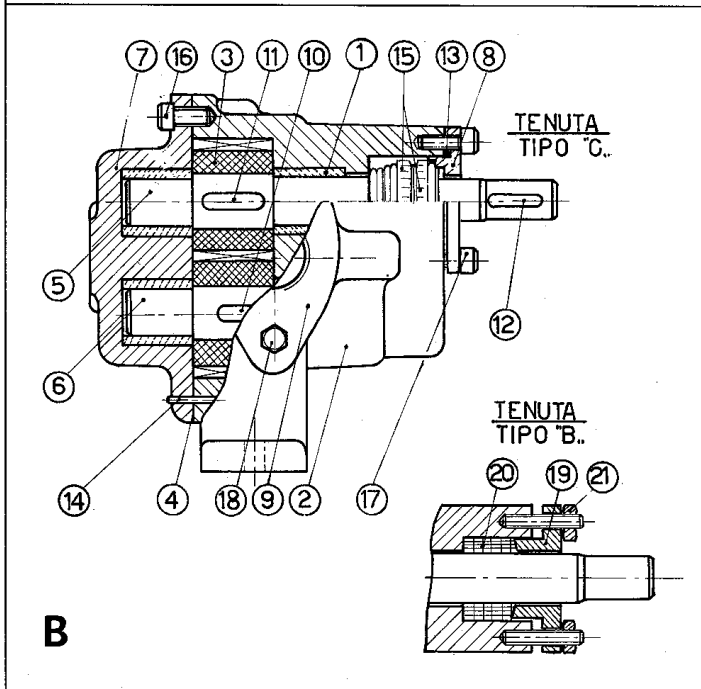
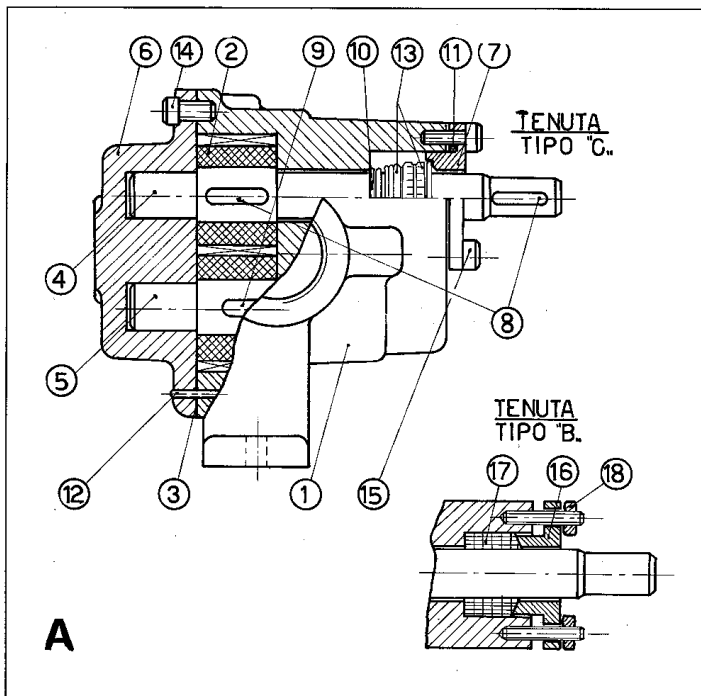
TABELLA DELLA VISCOSITÀ
VISCOSITY TABLE
TABLEAU DE LA VISCOSITÉ





- DIMENSIONI NON IMPEGNATIVE IN mm
- APPROXIMATE DIMENSIONS (mm)
- DIMENSIONS APPROXIMATIVES EN mm

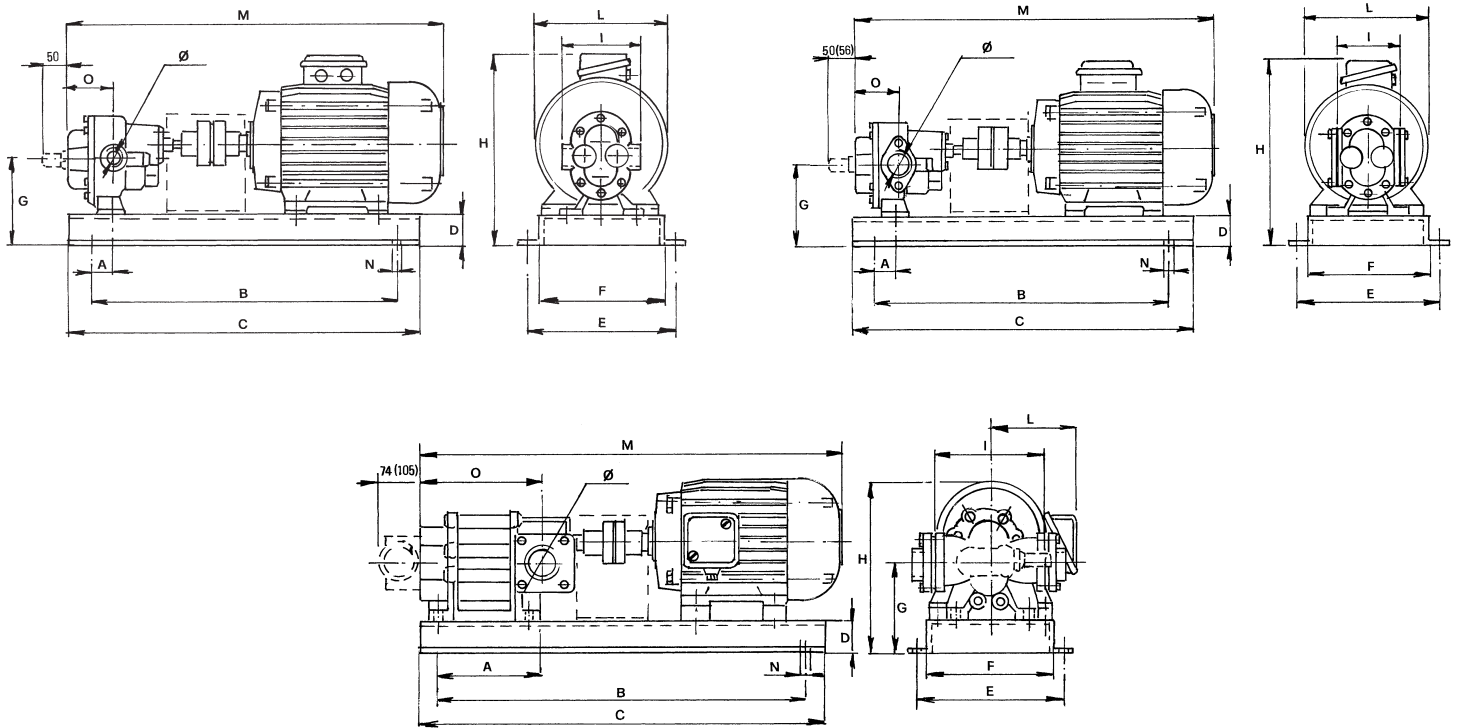
SET.	TIPO	A	B	C	D	E	d	F	G	H	I	L	M	N	O	Ø	P	Q	R	S	V	U	T	Z	Kg
A	B 3	105	130	38	90	28	12	98	52	81	50	150	10	117	66	1/2"	99	14	-	51	4	-	-	-	2.8
	B 5	105	130	38	90	28	12	98	59	81	50	157	10	117	66	1/2"	99	14	-	58	4	-	-	-	3
	B 10	105	130	38	90	28	12	98	69	81	50	167	10	117	66	1/2"	99	14	-	65	4	-	-	-	3.5
	B 15	105	130	41	92	28	12	116	64	81	50	180	10	117	66	3/4"	115	14	-	65	4	-	-	-	3.6
	B 25	105	130	41	92	30	12	116	72	81	50	188	10	117	66	3/4"	115	14	-	73	4	-	-	-	4
	B 40	127	156	46	119	35	14	151	85	96	50	235	10	139	76	1"	155	16	-	80	5	-	-	-	7
B	B 50	127	157	52	100	40	14	146	89	114	50	235	10	160	91	1 1/2"	155	16	75	81	5	M10	-	-	9.5
	B 70	127	157	52	100	40	14	145	100	114	50	245	10	160	91	1 1/2"	155	16	75	90	5	M10	-	-	9.6
	B 100	159	202	61	136	40	24	165	100	143	56	265	13	203	112	2"	176	27	96	91	8	M12	-	-	15.5
	B 150	159	202	61	136	40	24	165	120	143	56	285	13	203	112	2"	176	27	96	109	8	M12	-	-	19
C	B 200	139	172	150	212	60	28	146	177	139	74	323	13	200	106	2 1/2"	170	31	115	-	8	M12	113	210	25.5
	B 250	139	172	162	212	60	28	146	189	139	74	335	13	200	106	2 1/2"	170	31	115	-	8	M12	125	210	26
	B 300	139	172	174	212	60	28	146	201	139	74	347	13	200	106	2 1/2"	170	31	115	-	8	M12	137	210	28
	B 350	139	172	186	212	60	28	146	213	139	74	359	13	200	106	2 1/2"	170	31	115	-	8	M12	149	210	29
	B 400	139	172	200	212	60	28	146	227	139	74	373	13	200	106	2 1/2"	170	31	115	-	8	M12	163	210	33
	B 450	185	223	173	263	60	32	149	224	190	105	373	13	260	142	3"	185	35	128	-	10	M12	139	160	40
	B 500	185	223	182	263	60	32	149	233	190	105	382	13	260	142	3"	185	35	128	-	10	M12	148	160	43
	B 550	185	223	191	263	60	32	149	242	190	105	391	13	260	142	3"	185	35	128	-	10	M12	157	160	47
	B 600	185	223	200	263	60	32	149	251	190	105	400	13	260	142	3"	185	35	128	-	10	M12	166	160	50



Pos.	Denominazione	Descriptions	Descriptions
1	Corpo Pompa	Pump Body	Corps Pompe
2	Ingranaggi	Gears	Engrenages
3	Guarnizioni	Paking	Garniture
4	Albero Conduttore	Driving Shaft	Arbre Conducteur
5	Albero Condotta	Driven Shaft	Arbre Conduit
6	Coperchio	Cover	Couvercle
7	Premitreccia x Roten	Mechanical Seal Cover	Couvercle Pour Garniture M.
8	Chiavetta	Key	Clavette
9	Chiavetta	Key	Clavette
10	Seeger	Retaining Ring	Bague Seeger
11	Guarnizione Gomma	Paking	Garniture
12	Spina	Plug	Fiche
13	Tenuta Meccanica	Mechanical Seal	Garniture Mécanique
14	Brugola	Screw	Vis
15	Brugola	Screw	Vis
16	Premitreccia x Baderna	Paking Cover	Couvercle Pour Presse-Étoupe
17	Baderna	Paking Nut	Presse-Étoupe
18	Dado	Nut	Ecrou

Pos.	Denominazione	Descriptions	Descriptions
1	Bronzine	Bush	Palier
2	Corpo	Pump Body	Corps Pompe
3	Ingranaggi	Gears	Engrenages
4	Guarnizione	Paking	Garniture
5	Albero Conduttore	Driving Shaft	Arbre Conducteur
6	Albero Condotta	Driven Shaft	Arbre Conduit
7	Coperchio	Cover	Couvercle
8	Premitreccia x Roten	Mechanical Seal Cover	Couvercle Pour Garniture
9	Flange	Flange	Bride
10	Chiavetta	Key	Clavette
11	Chiavetta	Key	Clavette
12	Chiavetta	Key	Clavette
13	Guarnizione Gomma	Paking	Garniture
14	Spina	Plug	Fiche
15	Tenuta Meccanica	Mechanical Seal	Garniture Mécanique
16	Brugola	Screw	Vis
17	Brugola	Screw	Vis
18	Vite T.E.	Screw	Vis
19	Premitreccia x Baderna	Paking Cover	Couvercle Pour Presse-Étoupe
20	Treccia	Paking Nut	Presse-Étoupe
21	Dado	Nut	Ecrou

Pos.	Denominazione	Descriptions	Descriptions
1	Bronzina	Bush	Palier
2	Ingranaggi	Gears	Engrenages
3	Guarnizioni	Paking	Garniture
4	Albero Conduttore	Driving Shaft	Arbre Conducteur
5	Albero Condotta	Driven Shaft	Arbre Conduit
6	Coperchio	Cover	Couvercle
7	Coperchio Flangiato	Flanged Cover	Couvercle Bridé
8	Premitreccia x Roten	Mechanical Seal Cover	Couvercle Pour Garniture
9	Chiavetta	Key	Clavette
10	Chiavetta	Key	Clavette
11	Guarnizione Gomma	Paking	Garniture
12	Spina	Plug	Fiche
13	Tenuta Meccanica	Mechanical Seal	Garniture Mécanique
14	Brugola	Screw	Vis
15	Brugola	Screw	Vis
16	Corpo	Pump Body	Corps Pompe
17	Premitreccia x Baderna	Paking Cover	Couvercle Pour Presse-Étoupe
18	Baderna	Paking Nut	Presse-Étoupe
19	Dado	Nut	Ecrou
20	Contentitore	Bush	Palier



DIMENSIONE E PESI - DIMENSION AND WEIGHTS - DIMENSIONS ET POIDS

TIPO - TYPE		DIMENSIONI - DIMENSIONS - DIMENSIONS																
POMPA	GR	HP	A	B	C	D	E	F	G	H	I	L	M	N	O	Ø	Kg	
A	MBM 5	71 C4	0.35	9	300	400	70	240	200	136	257	90	140	398	13	59	1/2"	19
	MBM 10	71 C4	0.35	19	300	400	70	240	200	136	257	90	140	405	13	69	1/2"	19.5
		71 S4	0.5															20
	MBM 15	71 S4	0.5	14	300	400	70	240	200	136	257	92	140	418	13	64	3/4"	20
		80 C4	0.75								274							21
	MBM 25	80 C4	0.75	22	300	400	70	240	200	136	274	92	157	461	13	72	3/4"	21.5
80 S4		1	23															
MBM 40	80 S4	1	35	400	500	70	240	200	146	289	119	157	508	13	85	1"	26	
	90 C4	1.5								292							28	
B	MBM 50	90 C4	1.5	39	400	500	70	240	200	161	310	100	180	536	13	89	1"1/2"	36
		90 S4	2											561				39
	MBM 70	90 L4	2.5	50	500	600	70	290	250	161	310	100	180	571	13	100	1"1/2"	41
		100 C4	3								320							43
	MBM 100	100 C4	3	50	500	600	70	290	250	182	349	136	200	631	13	100	2"	51
		100 S4	4															54
MBM 150	100 S4	4	70	500	600	70	290	250	182	349	136	200	651	13	120	2"	57	
	112 S4	5.5															361	74
C	MBM 200	112 S4	5.5	127	550	650	70	340	300	176	357	212	224	709	13	177	2"1/2"	75
		132 S4	7.5															700
	MBM 250	112 S4	5.5	139	550	650	70	340	300	176	357	212	224	721	13	189	2"1/2"	76
		132 A4	10															700
	MBM 300	132 S4	7.5	151	700	800	70	400	360	176	382	212	189	785	13	201	2"1/2"	92
		132 A4	10											823				100
	MBM 350	132 S4	7.5	163	700	800	70	400	360	176	382	212	189	797	13	213	2"1/2"	93
		160 C4	15											434				130
	MBM 400	132 A4	10	177	700	800	70	400	360	176	382	212	189	849	13	227	2"1/2"	107
		160 C4	15															434
	MBM 450	132 A4	10	174	900	1000	70	400	360	212	433	263	189	849	13	224	3"	132
		160 C4	15															464
	MBM 500	160 C4	15	183	900	1000	70	400	360	212	464	263	336	970	13	233	3"	167
		160 S4	20											1014				200
	MBM 550	160 C4	15	192	900	1000	70	400	360	212	464	263	336	979	13	242	3"	173
		160 S4	20											1023				204
	MBM 600	160 C4	15	201	900	1000	70	400	360	212	464	263	336	988	13	251	3"	178
		160 S4	20											1032				208

DIMENSIONI NON IMPEGNATIVE - APPROXIMATE DIMENSIONS - DIMENSIONS APPROXIMATIVES